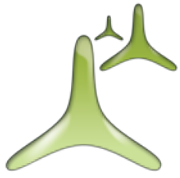


Automate More!

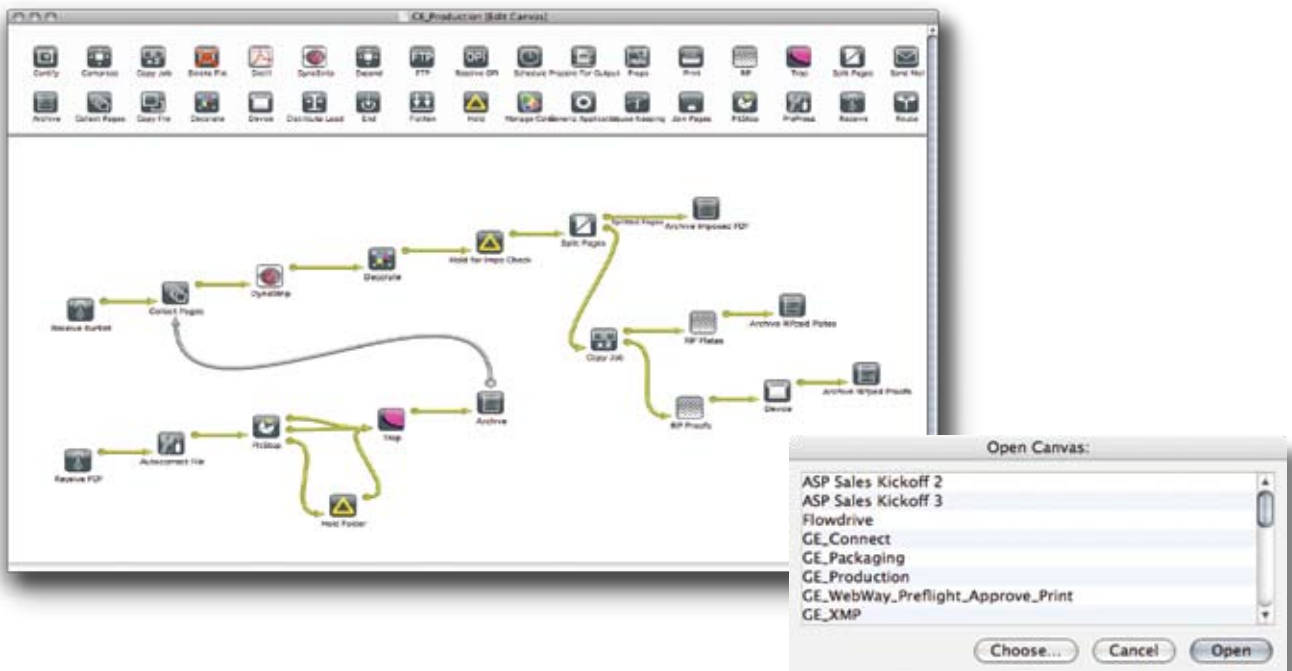


Odystar

Odystar is a highly automated prepress workflow solution based on PDF 1.7 and JDF. It offers a complete range of prepress tools, from preflight, certification and automated document correction all the way to advanced trapping, versioning, imposition, proofing and screening. Easy to use and with unprecedented automation capabilities and flexibility, Odystar provides an important boost to operator efficiency and productivity. Odystar is extremely well suited for automated document handling and sophisticated content correction prior to final output and is highly valued by advertising agencies, publishers, and printers.

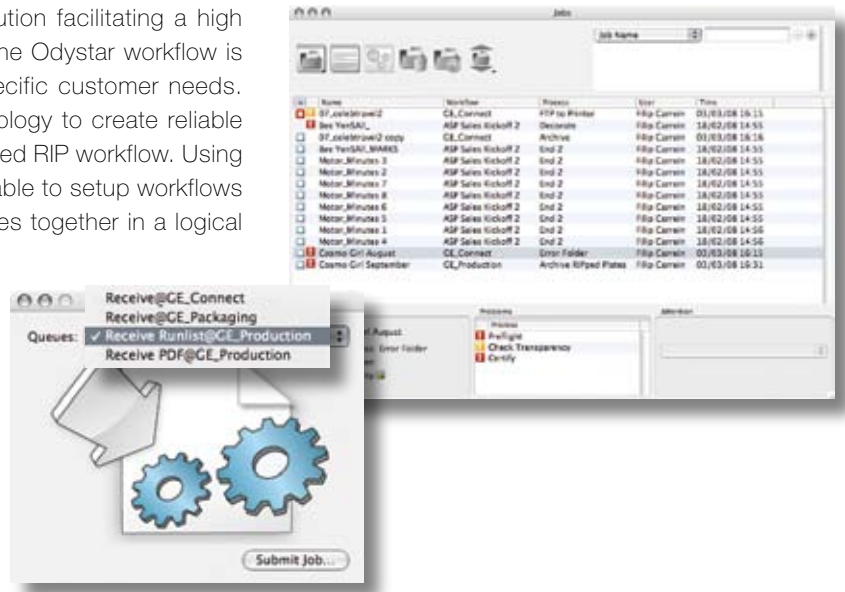
Highlights

- Easy to use, configure and install
- Unprecedented level of automation and flexibility
- Complete set of prepress production tools
- Native PDF 1.7, JDF and Certified PDF
- Advanced trapping, retaining all transparencies
- Imposition Tools and Integrated PDF 1.7 RIP, with optional Concentric Screening.



Odystar technology

Odystar is a true client-server workflow solution facilitating a high level of automation. Running on Mac OSX, the Odystar workflow is available in different configurations to fit specific customer needs. This ranges from automated workflow technology to create reliable PDF files all the way up to a highly sophisticated RIP workflow. Using the intuitive Inspector, administrators will be able to setup workflows quickly by stringing a wide range of processes together in a logical order. Operators will appreciate the ease of use of the Shuttle client, available for Windows and Mac OSX, to monitor jobs and to submit files with specific settings



Supporting latest standards in PDF, JDF and Certified PDF

based on the job requirements.

Odystar runs PDF 1.7 natively and supports the latest standards in JDF and Certified PDF. Odystar not only automates the handling of PDF files, but accepts a wide range of file types, including different flavors of PostScript (separated or composite), image file formats, native files.

Odystar also utilizes the Enfocus preflight and Certified PDF technology throughout the workflow. Existing PDF profiles or action lists can simply be used in the workflow, and each step that modifies the file content supports incremental save with guaranteed quality and full traceability.

Throughout the workflow, JDF tickets are used. With the optional "External Parameter Control" module, jobs can be initiated by an MIS system sending JDF/JMF to the Odystar workflow. Job information is retained in the ticket, and parameters defined by the MIS system can be used through Xpaths. Additionally, Odystar can report milestones back to the MIS system which allows the MIS system to release jobs automatically in the workflow.



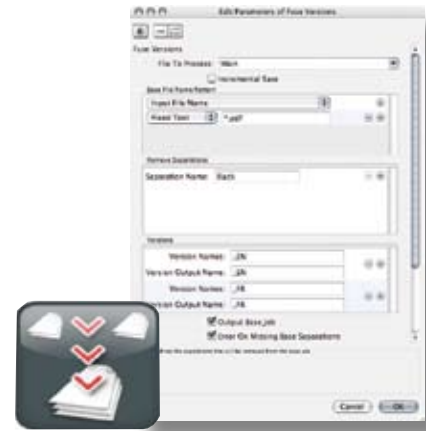
Extensive prepress production tools

Odystar contains a very broad range of tools in order to automatically correct files that are not quite print-ready. Typical corrections include all common ink conversions, color management conversions, image resolution and compression handling, size and page box conversions, flattening. Using the powerful Shuttle technology, any operator can easily adapt the workflow parameters for each individual file. As an example, an operator may want to decide which inks needs to be converted to CMYK and which inks need to be retained as special colors.



Odystar's state-of-the-art trapping tool allows for better quality printed materials and reduction of paper waste. All transparencies are taken into account, and even the image content is considered when determining trapping directions. Trapping simply becomes an automated step in the process of making the job print-ready. And as the trapping is object-based, traps can be previewed and even edited in native PDF editing tools like Neo.

Odystar also features highly specialized versioning tools. Imagine the cost of paper waste, ink waste and press down time when a plate change required for a different language or version does not exactly match the other plates already on press. Odystar can avoid these errors and extra costs by offering extensive automated versioning.



Output options

Odystar features several imposition and output options.

From imposition perspective, Odystar can accept any JDF layout file. This JDF file contains references to the actual pages which Odystar will automatically insert in the imposition. Additionally a broad range of marks are available to apply to the imposed sheets. Even if the pages arrive in the workflow at different times, Odystar can automatically output the sheets as they are being filled with the incoming pages, for a maximum level of productivity.





Odystar also has an integrated imposition engine, based on DynaStrip from Dynagram, that will allow to impose jobs with predefined imposition schemes without operator intervention. Within the workflow, the operator then simply defines the imposition job ticket, including source documents and order in the imposition (runlist), the sheet template, binding, creep, work and turn or tumble, offsets, plate definitions, etc..

For state-of-the-art high-end imposition suitable for even the most sophisticated web and finishing environments, Odystar users have access to FastImpose. Easily the most complete and advanced imposition solution in the market today, FastImpose offers intelligent elastic templates independent from the actual trim sizes, relative positioning, SmartNames, real-time high resolution preview, and separation viewing. Imposeproof! then automatically generates 2 up proofing from the imposed data.



AM vs Concentric



When jobs are ready for final output, the true PDF 1.7 native RIP optionally available in Odystar outputs color data to proofing equipment as well as screened information to plate. Advanced screening technologies include Paragon, Organic and Concentric Screening, which combines the smoothness of AM with the advantages of FM: higher saturation, better quality, more detail and important ink savings. For more information on the screening available in Odystar, please consult the EskoArtwork screening brochure.